
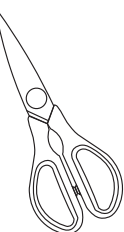






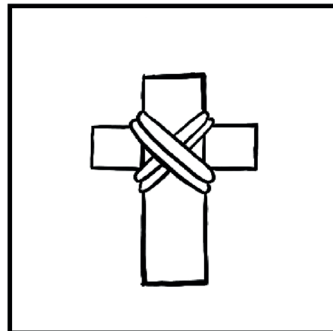







SECRET KIDS MEMORY




Diese Seite existiert in zweifacher Ausführung. Male die Motive farbig aus. Jedes Motiv gibt es zweimal. Achte darauf, dass du die Motive beides Mal gleich ausmalst. Klebe dann die zwei Blätter mit der Rückseite auf Tonpapier. (Beide Bögen Tonpapier sollten in der gleichen Farbe sein.) Nun musst du nur noch die Kärtchen ausschneiden und fertig ist dein Memory. Viel Spass beim Spielen!



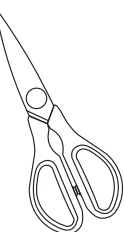





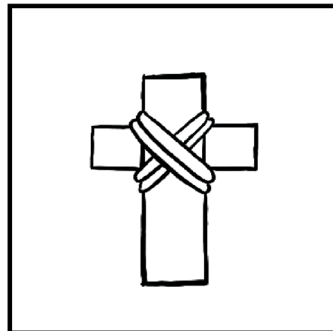





Open Doors

IM DIENST DER VERFOLGTEN CHRISTEN WELTWEIT

SECRET KIDS MEMORY



Drucke diese Seite zweimal aus. Male dann die Motive farbig aus. Jedes Motiv gibt es zweimal. Achte darauf, dass du die Motive beides Mal gleich ausmalst. Klebe dann die zwei Blätter mit der Rückseite auf Tonpapier. (Beide Bögen Tonpapier sollten in der gleichen Farbe sein.) Nun musst du nur noch die Kärtchen ausschneiden und fertig ist dein Memory. Viel Spass beim Spielen!



Open Doors

IM DIENST DER VERFOLGTEN CHRISTEN WELTWEIT